

SIGNUP & SYNCHRONIZING

EAT THIS BOOK



Unless you started the YouVersion Bible Application "Eat This Book" plan on January 1, 2012, you may be asking:
How Do I "Synchronize" and Catch-up with Everyone Else?

This quick-step guide tells you how to get the plan and synch up!


SIGNUP 1

Launch **YouVersion Bible** Application



SIGNUP 2

Click on **Plans**



SIGNUP 3

Click on **Browse** and then select **Whole Bible**.

(if you already have the plan installed, skip to SYNCH 1)

SIGNUP 4

Scroll down to "Eat this Book: One Year Bible with Daily Psalm" and click.

SIGNUP 5

Scroll down and select the **Start Plan** button. You now are enrolled! 😊

SYNCH 1

Once "enrolled", you are shown the daily readings. However, unless you did this on Jan. 1, 2012 they will not be in synch with the sermon readings *(since the App thinks you are starting "tomorrow", as shown on the bottom of the screen)*.

To fix this *(thus "synching up" with the assigned readings)*, first click on the **Calendar icon**.

SYNCH 2

Determine which day of the year it is (e.g., Feb. 4 = "35"), and then scroll through the calendar that many days from today. The example to the right shows today as being January 4, which is day "4", so 4 days from now would be Jan. 8.

Click on whatever that date is for you. The screen then shows readings for that day. *(Note: you can verify you are on the correct one because it shows "Day X" - where X is the correct day of the year you want to synch up with - at the bottom of the screen.)* If for some reason your calculations were off, simply click on the forward/back arrows until you see Day X match the day desired *(ignoring the date listed above it!)*.

SYNCH 3

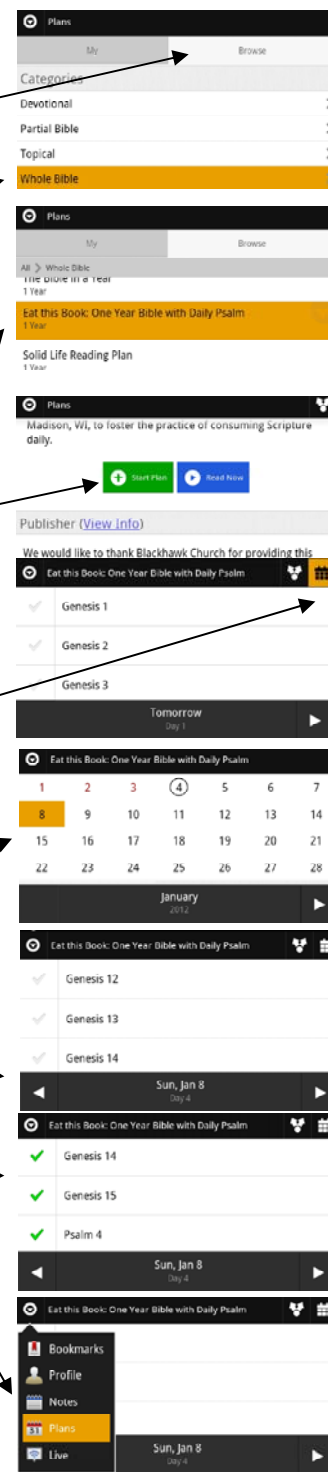
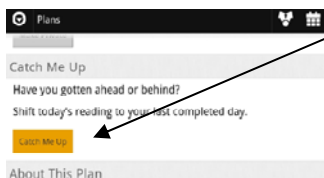
Check off all readings for that day. Be sure to scroll through all of them.

SYNCH 4

Go to the **Plans** screen *(click the menu in the upper-left, scroll down to the Plans item)*.

SYNCH 5

Click the Title "Eat this Book ..." and then scroll to & click on **Catch Me Up**



NOTE

These screens are from an Android phone. **Catch Me Up** is also available on iPhone, iPad, Tablets, and even the YouVersion.com website. *(The steps are the same ... just the placement of the buttons may be different.)* Email questions to: EatThisBook@blackhawkchurch.org